



January 2016

# The Legalization of Marijuana in Colorado: *The Impact*

**Latest Results for Colorado**

## **Youth and Adult Marijuana Use**

ROCKY MOUNTAIN HIGH INTENSITY  
DRUG TRAFFICKING AREA  
[www.rmhidta.org](http://www.rmhidta.org)



## Introduction

---

- This report on marijuana use in Colorado is an update of the publication *The Legalization of Marijuana in Colorado: The Impact Volume 3*.
- This report is a summary of some of the data from the National Survey on Drug Use and Health (NSDUH), an annual survey sponsored by the Substance Abuse and Mental Health Services Administration (SAMHSA).
- The NSDUH data reported by SAMHSA is an average of two consecutive years.
- Colorado legalized recreational marijuana in 2013 and retail marijuana businesses began operation in 2014.
- The findings are between the two-year average of full legalization (2013/2014) compared to the two-year average just prior to legalization (2011/2012).

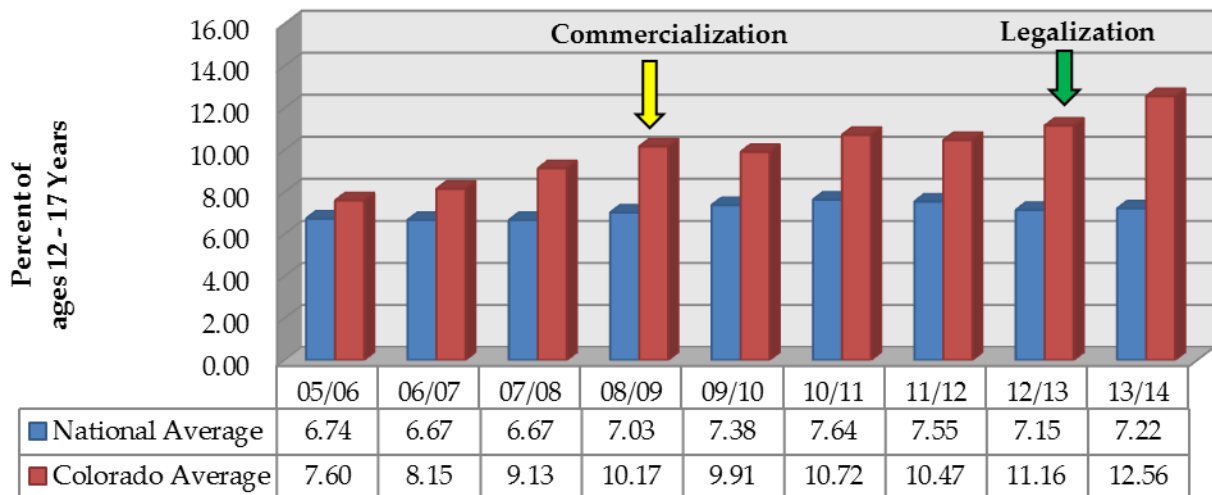
## Youth Findings

### Past Month (Current) Marijuana Use for Colorado Youth Ages 12 to 17 Years Old:

- In the two year average (2013/2014) since Colorado legalized recreational marijuana, youth past month marijuana use **increased 20 percent** compared to the two year average prior to legalization (2011/2012).
  - Nationally youth past month marijuana use **declined 4 percent** during the same time.
- The latest 2013/2014 results show Colorado youth ranked **#1** in the nation for past month marijuana use, up from **#4** in 2011/2012.
- Colorado youth past month marijuana use for 2013/2014 was **74 percent higher** than the national average compared to **39 percent higher** in 2011/2012.

## Youth Data

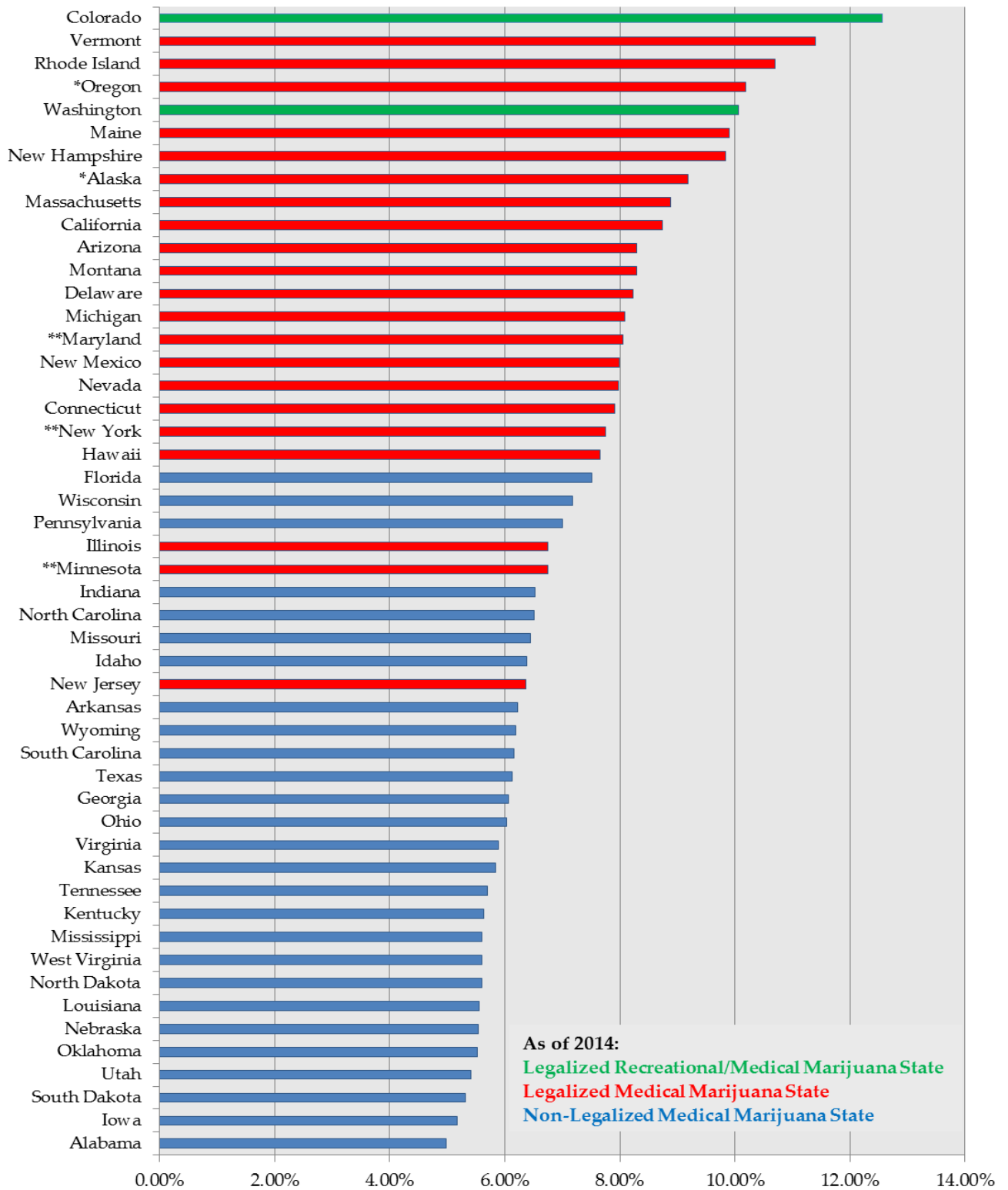
### Youth Ages 12 to 17 Years Old Past Month Marijuana Use National vs. Colorado



Annual Averages of Data Collection

SOURCE: SAMHSA.gov, National Survey on Drug Use and Health 2013 and 2014

## Past Month Usage by 12 to 17 Years Old, 2013/2014



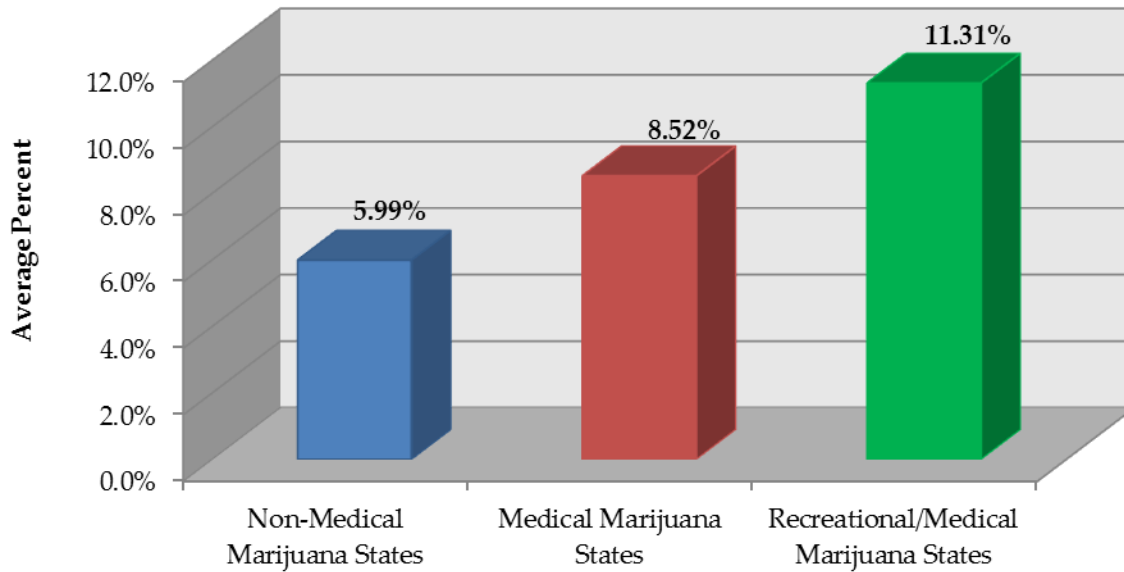
SOURCE: SAMHSA.gov, National Survey on Drug Use and Health 2013 and 2014

NOTE:

\*Oregon and Alaska voted to legalize recreational marijuana in November 2014

\*\*States that had legislation for medical marijuana signed into effect during 2014

## Average Past Month Use by 12 to 17 Years Old, 2013/2014



SOURCE: SAMHSA.gov, National Survey on Drug Use and Health 2013 and 2014

## States for Past Month Marijuana Use Youth Ages 12 to 17 Years Old, 2013/2014

<u>Top 10</u> (Medical/Recreational States)	<u>Bottom 10</u> (Non-Medical or Recreational States)
<b>National Rate = 7.22%</b>	
<ol style="list-style-type: none"> <li>1. Colorado – 12.56%</li> <li>2. Vermont – 11.40%</li> <li>3. Rhode Island – 10.69%</li> <li>4. Oregon – 10.19%</li> <li>5. Washington – 10.06%</li> <li>6. Maine – 9.90%</li> <li>7. New Hampshire – 9.83%</li> <li>8. Alaska – 9.19%</li> <li>9. Massachusetts – 8.88%</li> <li>10. California – 8.74%</li> </ol>	<ol style="list-style-type: none"> <li>41. Mississippi – 5.60%</li> <li>42. West Virginia – 5.60%</li> <li>43. North Dakota – 5.60%</li> <li>44. Louisiana – 5.55%</li> <li>45. Nebraska – 5.54%</li> <li>46. Oklahoma – 5.52%</li> <li>47. Utah – 5.42%</li> <li>48. South Dakota – 5.32%</li> <li>49. Iowa – 5.17%</li> <li>50. Alabama – 4.98%</li> </ol>

SOURCE: SAMHSA.gov, National Survey on Drug Use and Health 2013 and 2014

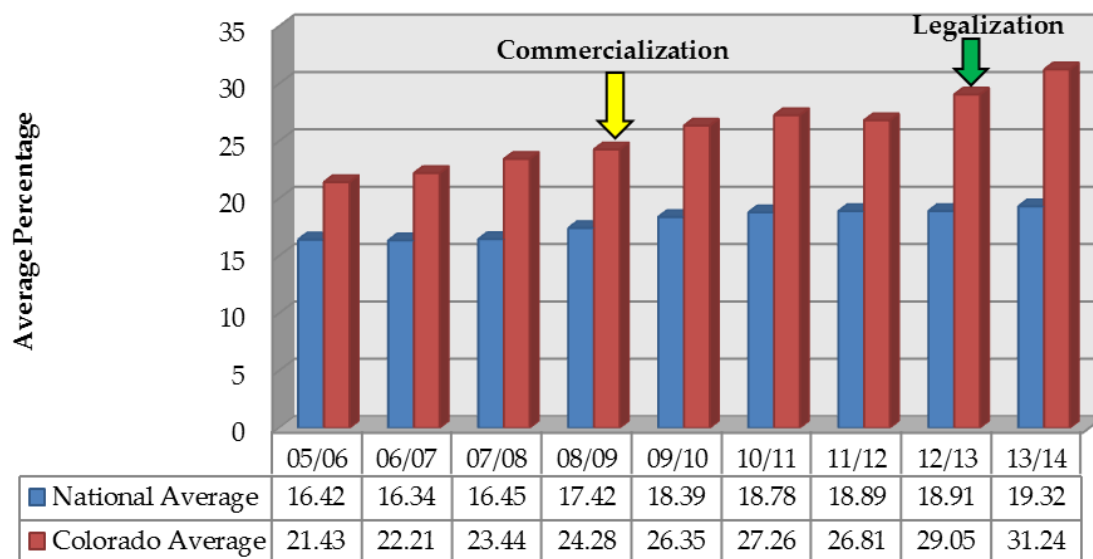
## College Age Findings

### Past Month (Current) Marijuana Use for Colorado College Age Adults Ages 18 to 25 Years Old:

- In the two year average (2013/2014) since Colorado legalized recreational marijuana, college age past month marijuana use **increased 17 percent** compared to the two year average prior to legalization (2011/2012).
  - Nationally college age past month marijuana use **increased 2 percent** during the same time.
- The latest 2013/2014 results show Colorado college age adults ranked **#1** in the nation for past month marijuana use, up from **#3** in 2011/2012.
- Colorado college age past month marijuana use for 2013/2014 was **62 percent higher** than the national average compared to **42 percent higher** in 2011/2012.

## College Age Data

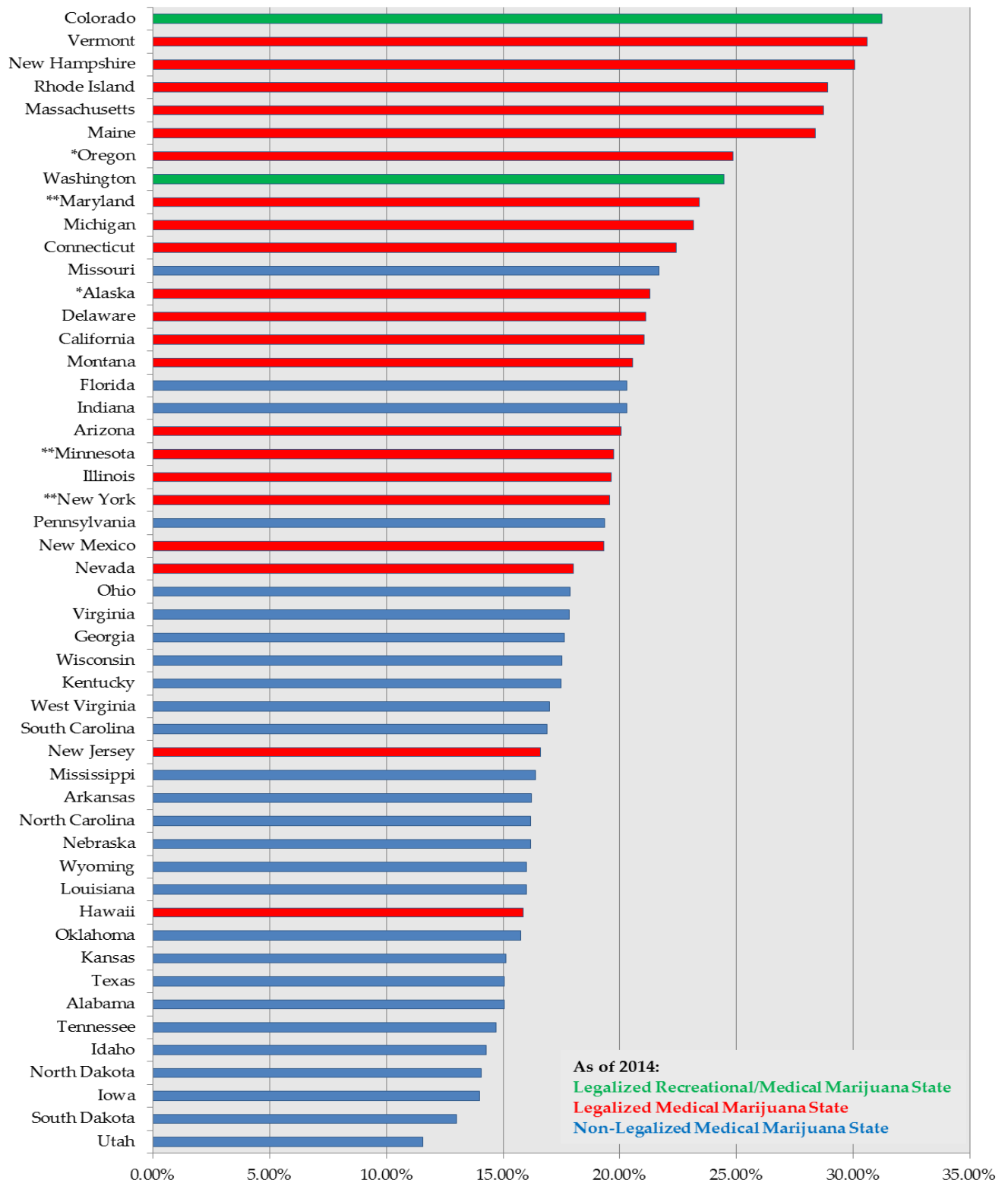
### College Age (18 to 25 Years Old) Past Month Marijuana Use



Annual Averages of Data Collection

SOURCE: SAMHSA.gov, National Survey on Drug Use and Health 2013 and 2014

### Past Month Usage by 18 to 25 Years Old, 2013/2014



SOURCE: SAMHSA.gov, National Survey on Drug Use and Health 2013 and 2014

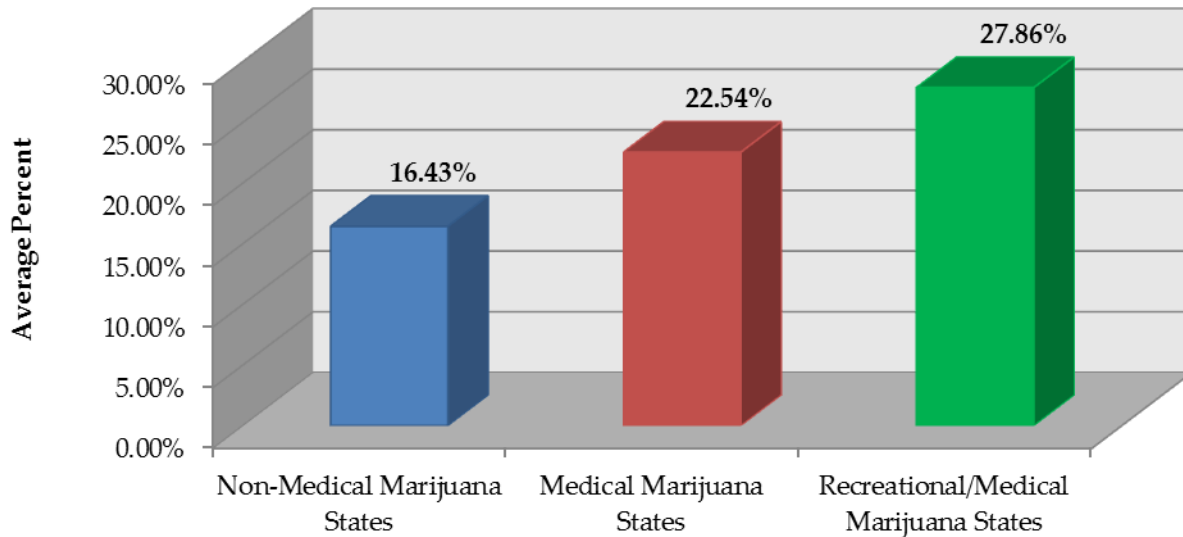
NOTE:

\*Oregon and Alaska voted to legalize recreational marijuana in November 2014

\*\*States that had legislation for medical marijuana signed into effect during 2014



## Average Past Month Use by 18 to 25 Years Old, 2013/2014



SOURCE: SAMHSA.gov, National Survey on Drug Use and Health 2013 and 2014

## States for Past Month Marijuana Use College Age Adults 18 to 25 Years Old, 2013/2014

<u>Top 10</u> (Medical/Recreational States)	<u>Bottom 10</u> (Non-Medical or Recreational States)
National Rate = 19.32%	
1. Colorado – 31.24%	41. Oklahoma – 15.76%
2. Vermont – 30.60%	42. Kansas – 15.11%
3. New Hampshire – 30.09%	43. Texas – 15.06%
4. Rhode Island – 28.90%	44. Alabama – 15.04%
5. Massachusetts – 28.74%	45. Tennessee – 14.72%
6. Maine – 28.38%	46. Idaho – 14.28%
7. Oregon – 24.85%	47. North Dakota – 14.05%
8. Washington – 24.47%	48. Iowa – 14.01%
9. Maryland – 23.42%	49. South Dakota – 13.02%
10. Michigan – 23.17%	50. Utah – 11.55%

SOURCE: SAMHSA.gov, National Survey on Drug Use and Health 2013 and 2014

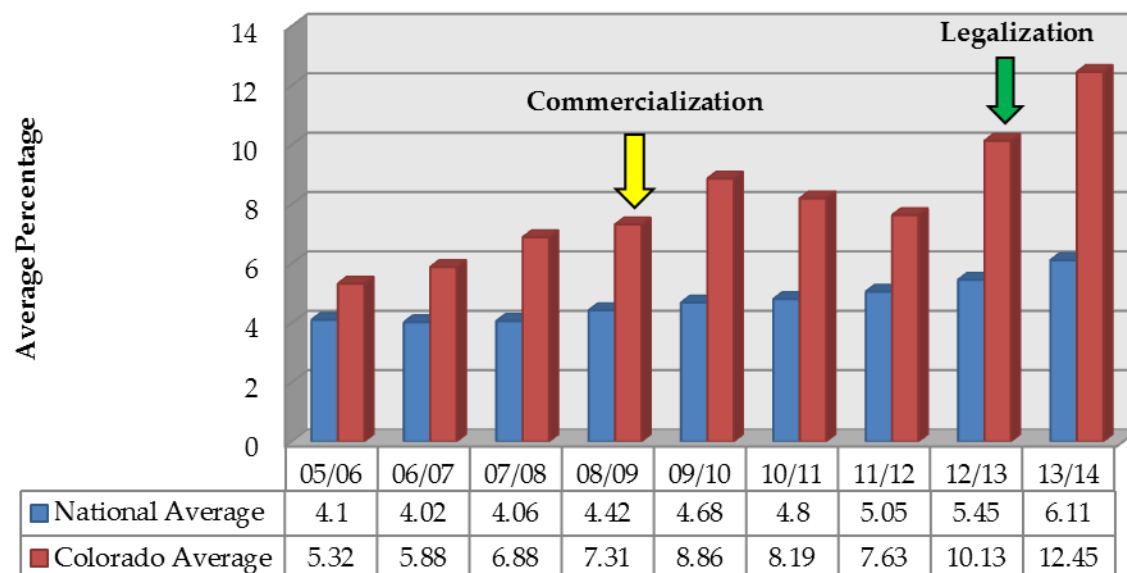
## Adult Findings

### Past Month (Current) Marijuana Use for Colorado Adults Ages 26+ Years Old:

- In the two year average (2013/2014) since Colorado legalized recreational marijuana, adult past month marijuana use **increased 63 percent** compared to the two year average prior to legalization (2011/2012).
  - Nationally adult past month marijuana use **increased 21 percent** during the same time.
- The latest 2013/2014 results show Colorado adults ranked **#1** in the nation for past month marijuana use, up from **#7** in 2011/2012.
- Colorado adult past month marijuana use for 2013/2014 was **104 percent higher** than the national average compared to **51 percent higher** in 2011/2012.

## Adult Data

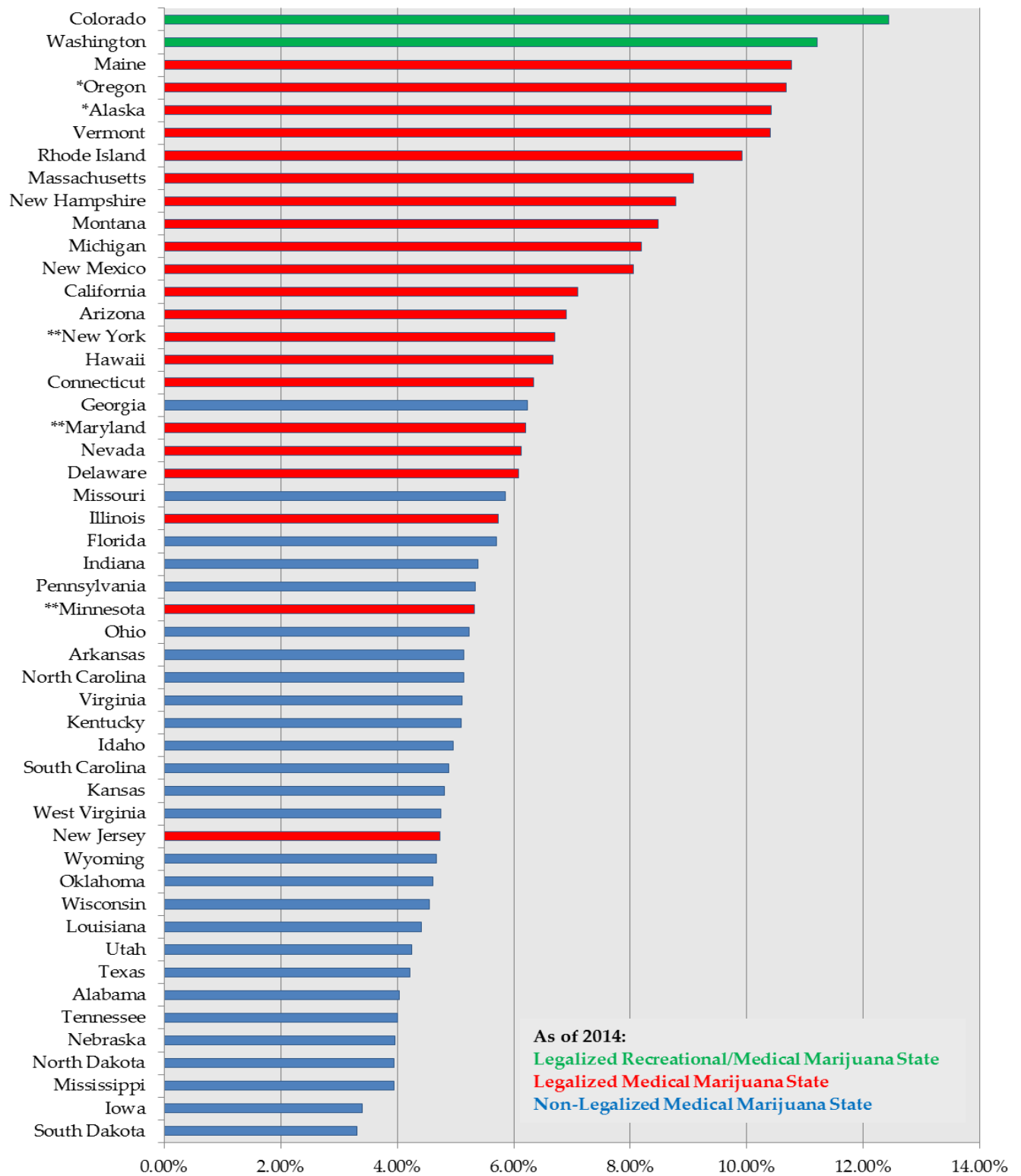
### Adult (26+ Years Old) Past Month Marijuana Use



Annual Averages of Data Collection

SOURCE: SAMHSA.gov, National Survey on Drug Use and Health 2013 and 2014

## Past Month Usage by 26+ Years Old, 2013/2014



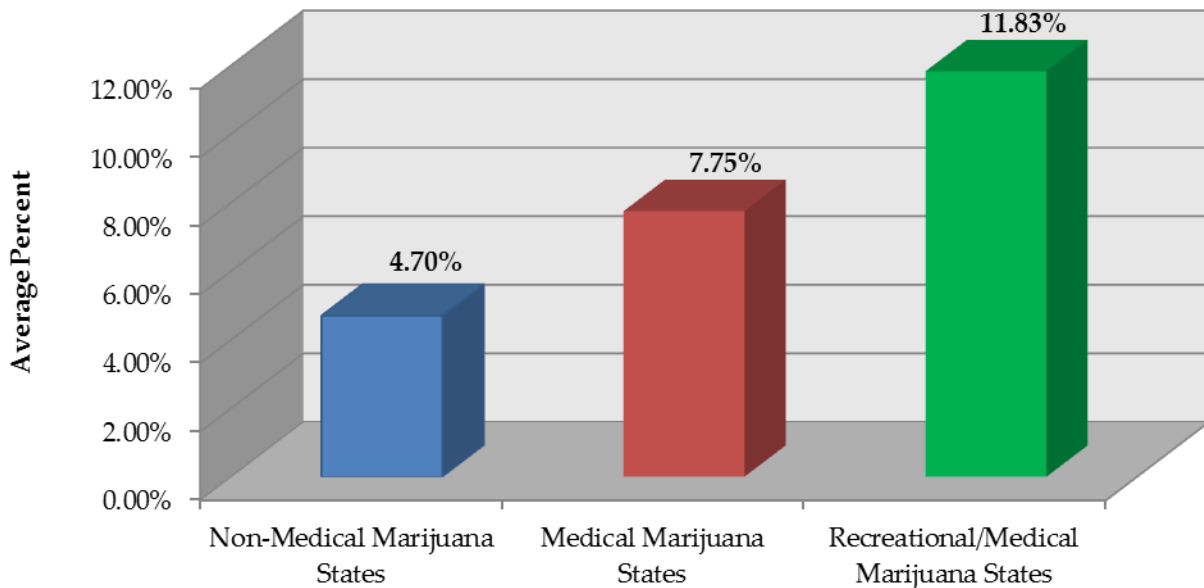
SOURCE: SAMHSA.gov, National Survey on Drug Use and Health 2013 and 2014

NOTE:

\*Oregon and Alaska voted to legalize recreational marijuana in November 2014

\*\*States that had legislation for medical marijuana signed into effect during 2014

## Average Past Month Use by 26+ Years Old, 2013/2014



SOURCE: SAMHSA.gov, National Survey on Drug Use and Health 2013 and 2014

## States for Past Month Marijuana Use Adults Ages 26+ Years Old, 2013/2014

<u>Top 10</u> (Medical/Recreational States)	<u>Bottom 10</u> (Non-Medical or Recreational States)
<b>National Rate = 6.11%</b>	
<ol style="list-style-type: none"> <li>1. Colorado – 12.45%</li> <li>2. Washington – 11.21%</li> <li>3. Maine – 10.77%</li> <li>4. Oregon – 10.68%</li> <li>5. Alaska – 10.42%</li> <li>6. Vermont – 10.42%</li> <li>7. Rhode Island – 9.92%</li> <li>8. Massachusetts – 9.08%</li> <li>9. New Hampshire – 8.78%</li> <li>10. Montana – 8.49%</li> </ol>	<ol style="list-style-type: none"> <li>41. Louisiana – 4.42%</li> <li>42. Utah – 4.25%</li> <li>43. Texas – 4.21%</li> <li>44. Alabama – 4.03%</li> <li>45. Tennessee – 4.01%</li> <li>46. Nebraska – 3.97%</li> <li>47. North Dakota – 3.95%</li> <li>48. Mississippi – 3.95%</li> <li>49. Iowa – 3.40%</li> <li>50. South Dakota – 3.30%</li> </ol>

SOURCE: SAMHSA.gov, National Survey on Drug Use and Health 2013 and 2014

